

Visual TEAPAC!



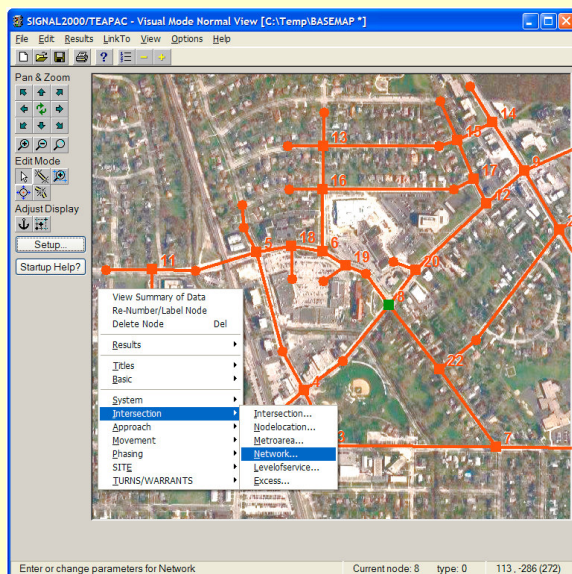
A Whole New Way of Seeing TEAPAC!

Visual TEAPAC (Version 7) has been released with major enhancements, primarily:

- new graphical input user interface, and
- enhanced graphical output reports.

Unveiled for the first time to delegates at the APWA Annual Congress in Minneapolis in September, *Visual TEAPAC* was formally released November 11, 2005. Read on to see how **Strong Concepts' 30+ years of PE/PTOE experience** in traffic and transportation engineering and professional software development are hard at work for the *Visual TEAPAC* user.

Example of New Graphical Network Editing



Visit the main page at StrongConcepts.com to see more detailed color screen-shots of *Visual TEAPAC*

Summary of *Visual TEAPAC* Enhancements

- »» New **graphical front-end** allows network creation and editing directly on-screen!
 - Drag-and-drop manipulation of network!
 - Bitmap background for ease of creating network and visualizing results (aerial photo, map, plan drawings, etc.)
 - Right-click access to all data entry dialogs, as well as analysis results dialogs.
- »» New **enhanced graphical reports** make results easier to read and nicer to look at.
 - Full use of color and graphics drawing for arrows, phasing diagrams, permitted movements, time-space diagrams, intersection diagrams, cycle optimization graphs, daily count variation graphics, etc.
 - Printable on any color or black-and-white printer supported by Windows; pastable as .bmp bitmap into any other application.
- »» **SIGNAL2000** and all **PRE-processors** feature new ring-based timing display option and new permitted left turn features.
- »» **SITE** performs on-screen assignments on the new graphical network display.
- »» **Visual TEAPAC** has all the amazing seamless data exchange features first offered by TEAPAC2004 for the 13 TEAPAC programs and 14 third-party programs.
 - One data file carries all data for all programs, with up to 500 intersections per file/analysis!
 - One-click, split-second transfer of control and input data from one program to another.
 - Seamless, one-click exchange of results to each other, like Peak Period Volumes, PHF, Projected Volumes, Optimized Timings, etc.
 - Upwards/downwards compatible with prior TEAPAC data files.
- »» **PDF manuals** are printable and searchable.

Details at StrongConcepts.com/Updates.htm

Discounts and Upgrade pricing can be found at StrongConcepts.com

What Is TEAPAC?

TEAPAC is a suite of 13 programs which perform a variety of traffic and transportation engineering analysis & design tasks. In addition to their unprecedented breadth of coverage, hallmark aspects of TEAPAC programs have always been that 1) they share the same user interface, making learning the whole package easy, and 2) they have the ability to share inputs and results with each other, as needed, without the tedious and error-prone re-entry of data.

The individual modules of **Visual TEAPAC** are described briefly below.

SIGNAL2000

True-HCM2000 capacity analysis with comprehensive HCM delay optimization for best phasing, cycle and timings, with export to HCS.

NOSTOP

Simplified arterial bandwidth optimization, including cycle optimization for best progression.

SITE

Calculation of traffic impact volumes of multi-use, multi-site land development scenarios.

WARRANTS

MUTCD 2000/2003 signal and multi-way stop warrant analysis, with 1988 MUTCD option.

URNS

Turning movement count tabulation and peak period analysis, with ability to import count data from most electronic counters.

PRE-Processors

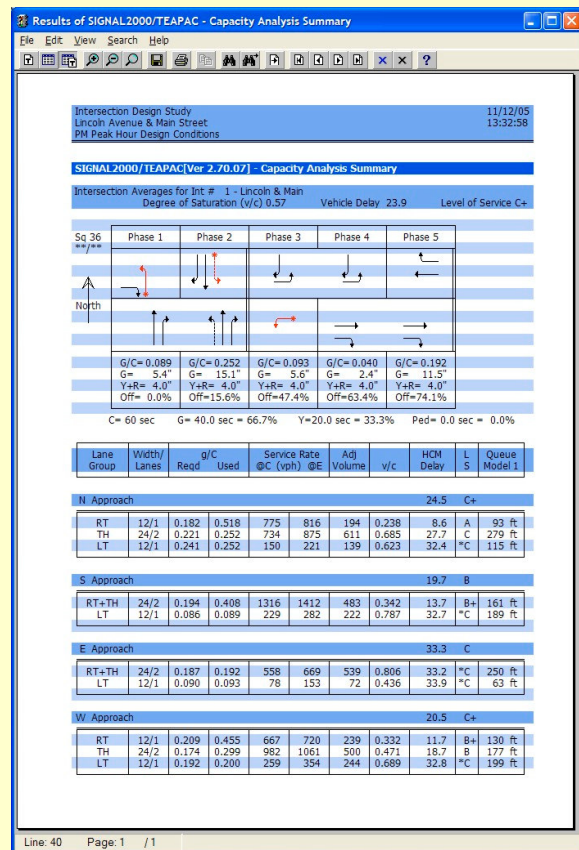
Six preprocessors to create input for and import optimized results from NOSTOP, TS/PP-Draft, PASSER-II, TRANSYT-7F, CORSIM & Synchro/SimTraffic, all based on the common TEAPAC database. PRESYNCHRO also imports an entire Synchro network for use by other TEAPAC programs.

TED and TUTOR

TEAPAC editor and tutorial for creating automation scripts and/or modifying data files for all TEAPAC programs and learning advanced aspects of all TEAPAC programs.

Visit www.StrongConcepts.com
for more details about what each program does

Our internet distribution can deliver licenses
& upgrades **to your desktop**
the same day an order is received.
Call and start using *Visual* TEAPAC today!



Example Graphical Output from Visual SIGNAL2000

The amazing thing about *Visual* TEAPAC is that all of these functions are integrated via a common visual graphics user interface and a common data file structure -- one data file can be used by ANY of these programs for an analysis that covers as many as 500 intersections of an area-wide study. The common user interface means that once you've learned the mechanics of one program, you've learned them all. The common data file means that you enter your data once only, then use that data with whatever programs need it.

Further, many programs generate results which then become inputs to many other programs, and all these results are saved in the same data file for use by the other programs. For example, projected traffic from SITE is needed by SIGNAL2000 for capacity analysis, signal optimization and mitigation design; TURNS peak-period counts are needed by SITE as background traffic, SIGNAL2000 for capacity analysis of existing conditions, and any of the PRE-Processors for assessment of network operations, etc.

Check out the flowchart on the last page of this newsletter for more examples. Better yet, check out the **animated PowerPoint slide show** illustrating this information sharing on the main page at www.StrongConcepts.com.

Any way you see it, *Visual* TEAPAC offers unprecedented efficiencies for conducting a wide variety of valid analyses with a minimum amount of hassle and maximum reliability.

Courses Feature *Visual* TEAPAC

Our highly acclaimed course "**Designing Optimized Traffic Signals and Systems Using TEAPAC, PASSER, TRANSYT and CORSIM**" focuses on specific solutions to signal timing and simulation problems from **isolated** intersections and **arterials** to **diamond** interchanges and **grid** systems. Hands-on work problems using each of the programs provide the user with real experience applying these solutions with the only software system that integrates all of these programs into a single system of software.

New Orleans, Louisiana Oct. 24-26, 2005
Louisiana State University (225) 578-6325

Las Vegas, Nevada Jan. 11-13, 2006
University of Wisconsin (800) 462-0876

Orlando, Florida Feb. 9-11, 2005
University of Central Florida (407) 882-0260

The *Visual* TEAPAC programs used include **SIGNAL2000**, **NOSTOP**, **PRENOSTOP**, **PRETSPPD**, **PREPASSR**, **PRETRANSYT** and **PRENETSIM**. The latest version of all software is used in the course, including **PASSER II-02 Ver 2.0**, **TRANSYT-7F Rel 10.2** and **TRAF-NETSIM/CORSIM Ver 5.1**.

Dennis Strong, author of TEAPAC and past chairman of the HCM signalized intersection subcommittee, is the instructor for all of these courses. Learn how to use the latest signal analysis software **effectively** and **efficiently**, and keep up on your continuing education requirements at the same time (2.1 CEU & 21 PDH per course).

Call us or check our web page for course outlines and on-line registration, as well as future offerings. Call now to reserve your spot.

Free demos for all TEAPAC programs at
www.StrongConcepts.com

What's So Special About *Visual* TEAPAC?

TEAPAC is unique in the traffic and transportation industry for a number of reasons.

- The developer of TEAPAC, Dennis Strong, is a professional engineer (PE) and professional traffic operations engineer (PTOE) who has conducted many studies over 30+ years with all of these programs. This means as users ourselves, we believe we know what your issues and needs are, and accommodate these needs in the software.
- We invented traffic data integration, and as such, have developed the means to accomplish this on the widest-possible scale. You may see some software with copycat features on a much smaller scale, but nothing that scratches the surface of the comprehensive coverage of TEAPAC. This saves you untold amounts of time, money and mistakes in the computer work you depend on.
- Our users tell us we have the best software support in the industry. We believe them. We only write software for activities we know and understand, and we support them the way we'd want them supported for ourselves. When you call or email for technical support, you're talking to the author, a respected expert and lecturer in the industry and past chairman of the HCM signals subcommittee. We know how to help – period. Visit our web site for testimonials from satisfied users.
- TEAPAC invented the concept of site licenses for PC-based traffic software (in 1982), and despite the pressures to convert to per-computer licenses, we continue to offer the most affordable and manageable way to license PC-based traffic software by site, not by computer.
- We've been doing this for over 30 years. We're very good at it.

Combined, these unique characteristics make *Visual* TEAPAC the obvious choice for your traffic and transportation engineering analyses, if you want the best in accuracy, efficiency, relevance and support. **You will see...**

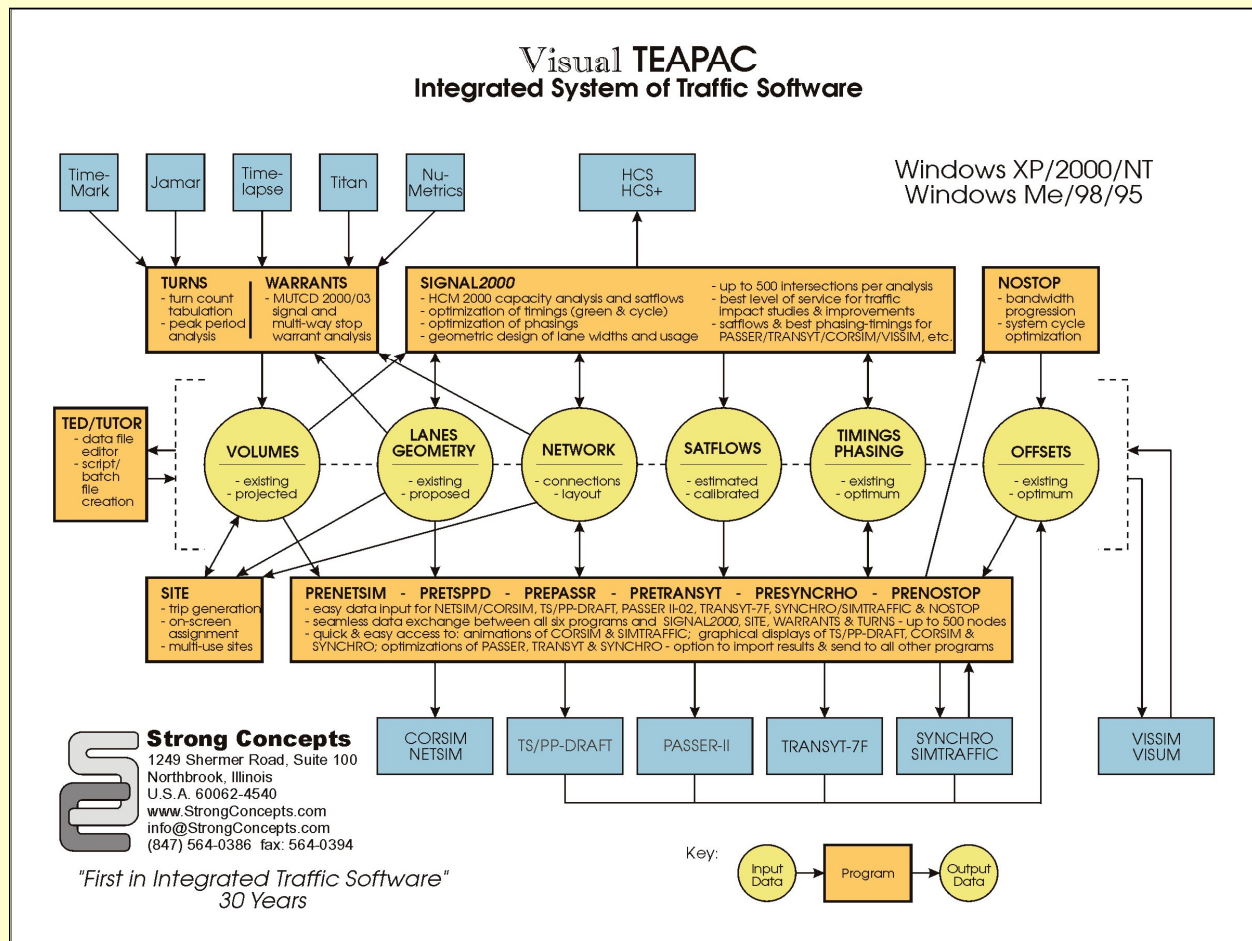
...*Visual* TEAPAC makes your job easier!

Strong Concepts
1249 Shermer Road, Suite 100
Northbrook, Illinois U.S.A. 60062-4540

FIRST CLASS

FIRST CLASS
MAIL
U.S. POSTAGE
PAID
Northbrook, IL
PERMIT #1876

ADDRESS SERVICE REQUESTED



Electronic Notification Service

People who have enrolled in our Electronic Notification Service may have received much of the information contained in this newsletter via email at an earlier date. If you wish to get timely notice of developments at Strong Concepts via email as they happen, go to the **Join Our Mailing List** section of our web page at www.StrongConcepts.com and provide the necessary information.